

Doffing PPE: COVID patients

Taking off Personal Protective Equipment

1 Gloves



Grab outside of glove and peel away from hand, turning glove inside out and hold glove in the opposite hand.

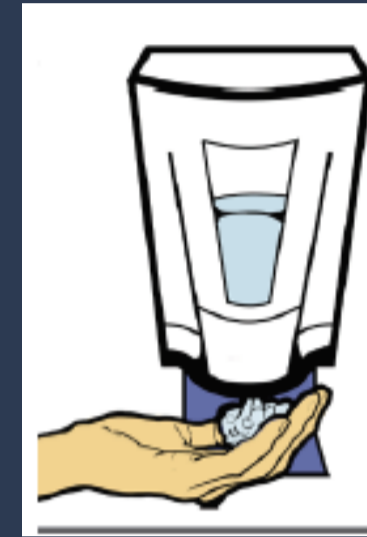


Slide ungloved finger under the wrist of the remaining glove.



Peel the glove off and over the first glove, making a bag for both gloves and dispose of in the garbage.

2 Hand Hygiene



Wash your hands with soap and water OR use an alcohol-based hand sanitizer to clean your hands.

3 Gown



Unfasten ties.

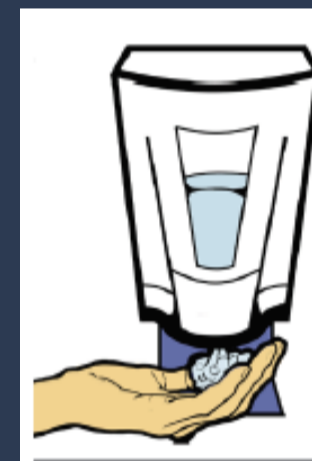


Grasp the outside of the gown, at the back of the shoulders, and pull the gown down over the arms.



Remove gown and hang in designated location if re-using, or turn inside out during removal and place in hamper or garbage to discard.

4 Hand Hygiene

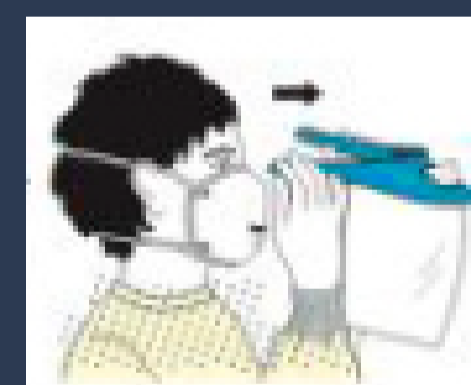


Wash your hands with soap and water OR use an alcohol-based hand sanitizer to clean your hands. Exit the patient room, close door and clean hands again.

5 Eye Protection / Face Shields



Handle by headband or ear pieces.



Carefully pull away from face.

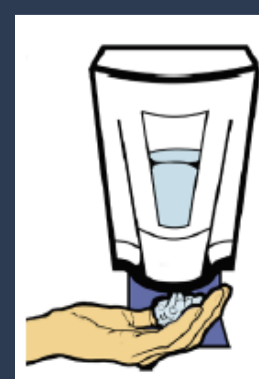
Wipe down the face shield with disinfectant prior to storing properly.

6 Mask or N95 Respirator



Bend forward slightly and touching only the ties or elastic bands, remove the bottom tie, then remove the top tie. Dispose of mask properly. N95 may be stored as recommended.

7 Hand Hygiene



Wash your hands with soap and water OR use an alcohol-based hand sanitizer to clean your hands.